



REVIEW

Written by Ekel

Audacious

"Music was my first love and it will be my last. Music of the future and music of the past."

That's how the song "Music" begin's. "Music" is a 1976 single by John Miles, off his album Rebel.

I really like this song because of these few words and of course the music, it-self. But I'm not a musician, just a listener (if this is correct in english.) Well, I'm french and quite all I've learned in this tongue was most from songs rather than from school. Not that my teachers weren't able enough to teach me, but because I'm always listening to music whatever I can do.

For an example, a song form Cradle of Filfth has just begun, while I'm writing this review. What's it goal?

Oh, I was just forgotten. to tell you : Audacious.

Audacious is a music player, the music player I'm using to play and display the titles of my collection. But let's start now from the beginning.

To install it: just search audacious in your repositories and install it as you are used to do.

Then launch it from the usual menu of audio applications, and you'll

get an empty window.

Hey! What did you expect? You must now add you're collection from the Playlist menu: Playlist > Add a new playlist or clic on the button



You will see the progression of the analysis of your songs on the right bottom part of the screen.

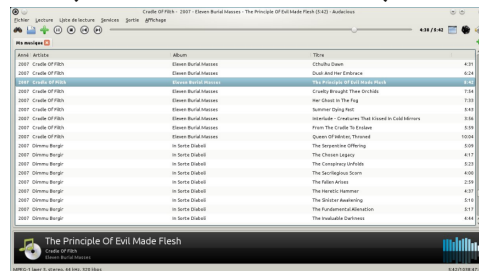
Then when your collection grows up, you just will add your files with the Files menu: Files > Add files or clic on this button.




Yes, Audacious doesn't refresh the files collection. You must always add your new files.

To rename your collection as you want: Playlist > Rename or right clic on the default name to get the Rename option.

And you could get something like this: (of course it's in french!)



Clic on play and enjoy!



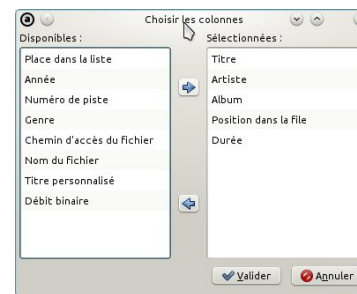
These above are the four buttons to Start/Pause, Stop, Rewind or Fastforward the played song.

Then the progression view of the song, wich can be modify with the rounded cursor.

And at the end, the elapsed and total time of the song.

As you can see My collection is organised first by years and then by artists.

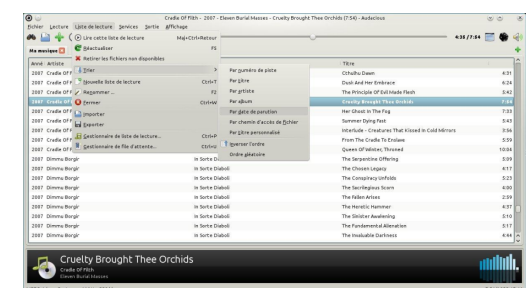
To do so. First go to View > Choose columns. Select the item you want to add from the left list and click on the arrow to add it in the right list. (Adjust the order of the columns, by sliding the one you want to the top of the list.)



And second, go to Playlist > Sort > By year (See next column.)

You can add playlists as many as you want.

Audacious allows you to play the

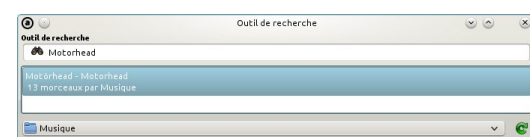


songs in different ways :

- from the first chosen to the last one;
- in a random order.

Audacious allows you to search titles in your collection. From the Files menu or from the binoculars button. But be careful of the name of your files!

Of course it isn't the same: Motorhead ain't nothing to do with Motörhead!



In order to avoid this, you can display the informations relatives to a song, put the cursor on a song's line.

